







Butterflies flutter and flitter all around! Learn all about the wonderful world of caterpillars and butterflies.

Click on a book cover below to open the read aloud in YouTube.



Weekly Read Aloud



Literacy Activity

Review the read aloud video of Waiting for Wings. Throughout the book, there are rhyming words used. These are words that sound the same! Use the rhyming word cards from the story and match the rhymes.

Extension: If you have magnetic letters, you can also match the letters to the first letter used in the rhyming word cards.

Click [HERE](#) for rhyming word matching cards.

Dramatic Play or Music Activity

Hi friends! Let's find a space where we have lots of room to move around in our home. This could be outside or inside. We are going to act out the life cycle of the caterpillar just like in the story we read today called, Hedgehugs and the Caterpillar.

1. Ball yourself up on the floor tucking your knees under your arms. You are in your egg!
2. Next we wiggle out of our egg and lay on the floor. Can we wiggle like a caterpillar?
3. Now we are getting ready to get in our chrysalis. So grab a blanket and wrap yourself in it.
4. When you are ready to come out of your chrysalis drop the blanket and flap your arms like wings. You are now a beautiful butterfly!

Math Activity

Ten Little Caterpillars Activity

You will need to make 10 caterpillars. You can use little sticks, pipe cleaners, or make them with twisted paper (like in the video).

10 pretend leaves labeled 1 through 10. Put corresponding dots on each leaf.

This is a great activity for one-on-one correspondence. Put the correct number of caterpillars on each leaf.

Click [HERE](#) to see Ms. Kellie's activity.

Science Activity

The Butterfly Song (Tune: Up on the Housetop)



First comes a butterfly and lays an egg.

(Hook thumbs and flutter fingers)

Out comes a caterpillar with many legs.

(Wiggle index finger)

Oh, see the caterpillar spin and spin.

(Roll hands around)

A little chrysalis to sleep in.

(Place head on hands)

Oh, oh, oh wait and see.

Oh, oh, oh wait and see.

Out of the chrysalis, my, oh my!

(Hook thumbs and flutter fingers)

Out comes a beautiful butterfly.

(Move butterfly fingers all around)



Click [HERE](#) for a printable PDF of the song.

Click [HERE](#) to sing along with Ms. Pat.