




[Outside, Inside](#)
by LeUyen Pham

For more information, visit us at www.earlyliteracymatters.com!

<p style="text-align: center;">Literacy Activity Comprehension Questions (After listening to story)</p> <p>Why did most everybody go INSIDE? <i>To stay safe from COVID-19.</i></p> <p>Who needed to be at work? <i>Doctors, nurses, ambulance drivers, firefighters, police, teachers, etc.</i></p> <p>What kinds of things were people doing INSIDE? <i>Baking, cooking, making music, reading, watching TV, playing games, working, etc.</i></p> <p>Continue asking questions like these to strengthen child's comprehension skills.</p>	<p style="text-align: center;">Dramatic Play or Music Activity <u>Click on the image to watch Sesame Street's clip, "Inside Outside."</u></p>  <p style="text-align: center;">Picnic Lunch</p> <p>Pack a basket full of real or pretend food to take on a picnic. Ask questions like:</p> <ul style="list-style-type: none"> • "What shall we put inside the basket?" • "What is inside this box, bottle, the refrigerator, the cabinet?" • "Shall we have our picnic inside or outside?"
<p style="text-align: center;">Math Activity Growth Chart</p> <p>Create a growth chart as seen in the book. Write child's name and the date beside or under the line: Jacob 3/15/21</p> 	<p style="text-align: center;">Science Activity Listening to Outside Sounds</p>  <p>Sit in a comfortable space outside. Close your eyes and listen. Name the sounds you hear. Write down all the things you hear (adult) on a clipboard or journal. Discuss all the sounds at the end of the activity.</p>