



# Forests

**Who-Who went the owl. Chirp-Chirp went the bird. There are many different animals that live in the forest. Join us as we learn about animals of the forest.**

Click on a book cover below to open the read aloud in YouTube.



## Literacy Activity

### See the Fluffy Rabbit (Tune of "I'm a Little Teapot")

See the fluffy rabbit as it hops,  
One ear up while the other one flops.  
He's a gentle fellow with a twitchy nose,  
He's all furry from his ears to his toes.

Act out the song with your child, hopping, using your hands as flopping ears, and twitching your nose to add movement to the song.

## Dramatic Play or Music Activity

**R** **R**  
Mimicking the sound of forest owls, create an interactive family poster. Create a representation of each family member with a photo cut-out glued onto a hand-drawn owl. Start with immediate family members and add on with grandparents and extended family members. Make a game of it.

"Whooo-whoohoo is in my family?"  
"(Family members name) is in my family."




Click on the image to see Ms. Lynn's activity.

## Math Activity

### The 1-2-3's of Making Bear and Fox Toast

The 1-2-3's of Making Bear and Fox Toast


Math is everywhere. Let's count as we gather the materials needed:



- 1/2 a strawberry
- 1 banana cut into slices, honey to mix with peanut butter (optional)
- 2 slices of toasted bread
- peanut butter
- cream cheese,
- 3 blueberries cut in half or raisins

Now count each item and each step until you get to step #4.

1. Spread PB on one toast and cream cheese on the other.
2. Put 5 slices of banana for 2 ears & 1 nose on the bear toast and 2 eyes on the fox.
3. Put one half of a blueberry as fox and bear's eyes and noses. Add 2 strawberry slices as ears for the fox.
4. Eat and enjoy! How many bites does it take to eat your toast?














Click on the image to open a printable PDF.

## Science Activity

### Brown Bear Matching Activity

Print two copies of the PDF, cut the squares out and match the pictures.

brown bear 	red bird 	purple cat 	white dog 
black sheep 	blue horse 	green frog 	yellow duck 
gold fish 	teacher 	children 	


Click on the image to open a printable PDF.



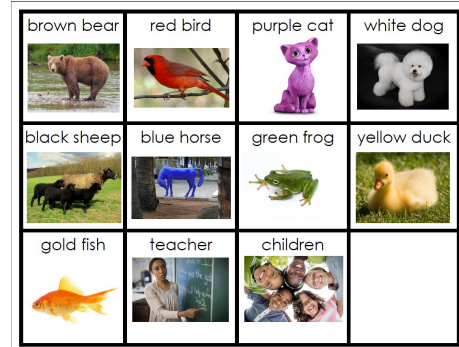
**Excited to Learn More?**

Here are some additional activities you may also enjoy.

**Read Aloud**



**Brown Bear Activity Extension**



Click on the image to open a printable PDF.

Scatter the cards from the Brown Bear matching activity around your home. Have your child find a card and make the sound or move like the picture on the card.

**Brown Bear Felt Story**



Click on the image to listen to Ms. Sue.

**Five Little Squirrels**

Five little squirrels with acorns to store. One went to sleep, and then there were four.

Four little squirrels hunting acorns in a tree. One fell down, and now there are three.

Three little squirrels wondering what to do. One got lost, and now there are two.

Two little squirrels tossing acorns for fun. One got tired, and now there is one.

One little squirrel playing in the sun. He ran away, now there are none.