







Baby Animals

Some are fuzzy. Some are tiny. Some are soft and almost all are cute. They are baby animals!

Click on a book cover below to open the read aloud in YouTube.



Weekly Read Aloud



Literacy Activity

Color/Letter Hunt

Use a container and walk around your home or yard and gather items that are yellow. You can also extend this activity and find items that start with the letter "d" for duck.

Dramatic Play or Music Activity

Create a mama-baby animal match game!

Click on the image to see Ms. Lynn's activity.

With plain paper and markers, make the likenesses of animals and their babies or download real pictures from the internet. Write the words for the animal on each card. You want your child to learn new vocabulary and see the words in print. Put the "parent" animals on the board, table or wall. Have your child walk each baby animal to each parent animal and ask, "Are you my mother?" You can answer dramatically using animal voices: "No, I am not your mother or yes I am!" Be sure to point out the word for the adult and the baby, like cow and calf.




Write the words for the animal on each card. You want your child to learn new vocabulary and see the words in print. Put the "parent" animals on the board, table or wall. Have your child walk each baby animal to each parent animal and ask, "Are you my mother?" You can answer dramatically using animal voices: "No, I am not your mother or yes I am!" Be sure to point out the word for the adult and the baby, like cow and calf.

Math Activity

Tubes & plastic eggs

Stand cardboard tubs straight up. Write numbers, letters or draw shapes on the tubes and on the plastic eggs. Children match the egg to the number, letter or shape on the tube. Develops eye-hand coordination, patience, problem-solving and uses some of all those plastic eggs!




Click on the image to see Ms. Pat's activity.

Science Activity

Make observations to compare parents and their babies.

Comparing Parent and Baby Animals
Use these cards to help your child talk about similarities and differences between parent and baby animals. Consider asking, "How are these similar (the same)?" "How are they different?" "What words can you use to describe these animals?" Consider using words that describe size, number of legs, color, and texture.



Click on the image to open a printable PDF.



Excited to Learn More?

Here are some additional activities you may also enjoy

Literacy Activity

Little Duck

I am a little duck that goes quack, quack, quack.

(Make your hand be the duck's mouth and it quack)

And I've got lots of feathers on my back, back, back.

(Wave hand near bottom to indicate tail feathers)

And when I go down to the lake, I wiggle, and I wobble and I shake, shake, shake.

(Wobble and shake like a duck)

And when I go to sleep at night,

I close my eyes very tight.

(Put your hands next to your head like you are sleeping and close your eyes tight)

But in the morning when I wake.

(Open your eye big and wide)

I wiggle and I wobble and I shake, shake, shake!

(Wobble and shake like a duck)

Felt Board Activity

5 Little Ducks Song

Click on the video to listen to Ms. Sue sing Five Little Ducks



Read Aloud

