






Gardens

Let's Spring into action and see what grows in a garden!

Click on a book cover below to open the read aloud in YouTube.

				
<p>Literacy Activity</p> <p>My Garden</p> <p>This is my garden (show the palm of your hand) I'll rake it with care (raking motion with 3 fingers) Then plant some flower seeds all around (planting motion) The sun will shine (circle with hands) And rain will fall (fingers flutter down) My garden will blossom and grow straight and tall (cup hands and extend up)</p>		<p>Dramatic Play or Music Activity</p> <p>Garden Sensory Bin</p> <p>Use a large empty tub or container. Put garden clippings in it: flowers, leaves, large stones, etc. (Make sure that the items are all safe for children to handle and no poisonous, sharp or otherwise dangerous items are included.)</p> <p>Toddlers will enjoy being able to feel, squish and smell the contents of the bin. the garden items together. <i>Please remember that adult supervision is important for this activity.</i></p>		
<p>Math Activity</p> <p>Since this week's theme is gardening, find different things in your yard to count such as leaves, blades of grass, rocks, sticks, or flowers. This is a great way to get your child out of the house and allow them to connect with the different things that you will be reading and singing about with them at home.</p> <p>Extension: Have them sort the items they find outside by shape, size or color.</p>		<p>Science Activity</p> <p>Let's go on a Color Hunt!</p> <p>Take a walk outside and observe all the things around you. Have your child look for different colors.</p> <p>Can you find something blue? Can you find something red?</p> <p>Take a walk and look for a color a day inside and outside.</p>		



Excited to Learn More?

Here are some additional activities you may also enjoy!

Literacy Activity

Watch Ms. Kellie perform My Garden

Click on the image below to open the video.

Finger Play



Literacy Activity

Round and Round the Garden

Click on the image below to open the video.

Finger Play



Science Activity

Seeds

Show your child
seeds in fruits and
vegetables.



Dry beans can be
planted after they
have been soaked
overnight.

Literacy Activity

Five Little Flowers

Five little flowers growing in a row

The first one said,
"I'm purple you know."

The second one said,
"I'm as pink as can be."

The third one said,
"I'm blue like the sea."

The fourth one said,
"I'm a very red fellow."

The fifth one said,
"My color is yellow."

Then out came the sun,
big and bright,
And five little flowers
smiled in delight.

Dramatic Play/Music Activity

Tree Song

(to the tune of head, shoulders, knees and toes)

Roots, trunk, branches, leaves
Branches, leaves

Roots, trunk, branches, leaves
Branches, leaves

Buds and fruit and flowers in the breeze
Those are the parts of a tree, of a tree